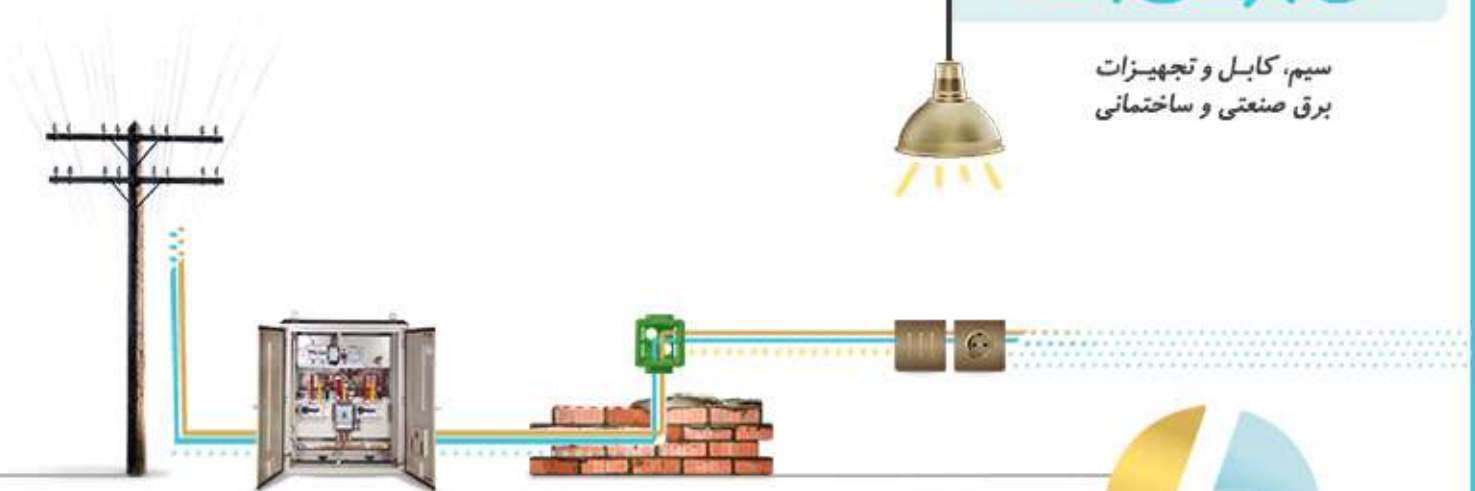


برق و صنعت سروین

کل جریان با ما

سیم، کابل و تجهیزات
برق صنعتی و ساختمانی



- ☎ ۰۲۱-۹۱۰ ۱۵ ۳۳۳ | ۰۲۱-۶۶ ۳۴۴۰ ۹۵
- 📍 دفتر مرکزی: تهران . لاله‌زار شمالی. پاساژ ایرانیان. طبقه دوم. واحد ۱۲۲
- ☎ ۰۸۶-۹۱۰ ۱۵ ۳۳۳
- 📍 اراک. خیابان شهید بهشتی. خیابان عضد. نبش عضد یک



w w w . b a r g h z o o m . c o m




ARSINI®

www.eai-co.com / eaindustry@yahoo.com

کل جریان با م



www.barghzoom.com



C TYPE COVERED CABLE TRAY

Cable trays are designed and manufactured to ensure ease during installation. Products are in 2 meter and 3 meter lengths as standard and offered in three different type of section, 90deg Inside flange. The sections and its matching fittings are available in standard mill galvanized finish (BS 2989) (JIS G 3302) and Hot dip galvanized after fabrication finish (BS 729) and colored (Kiln-dried Electrostatic Paint) and stainless steel (316L,304). Materials and finishes are also available to suit customer s requirements. Below are cable tray ordering guides.

ORDERED BY CATALOG NUMBER

T - 2 - 20 5 1.5 - HDG

GENERAL TYPE
HOLE TYPE



MATERIAL TYPE
THICKNESS
SIDE HEIGHT
WIDTH

SPECIFICATIONS

GENERAL TYPE :

T = Tray

THICKNESS :

1 = 1mm
1.2 = 1.25mm
1.5 = 1.5mm

SIDE HEIGHTS :

5 = 50mm
6 = 60mm
10 = 100mm

WIDTH :

10 = 100mm	30 = 300mm
15 = 150mm	40 = 400mm
20 = 200mm	50 = 500mm
25 = 250mm	60 = 600mm

MATERIAL TYPE :

HDG = Hot dip galvanized
SS = Stainless steel

PG = Pre galvanized
C = Colored

HOLE TYPE



1 = DOUBLE HOLE



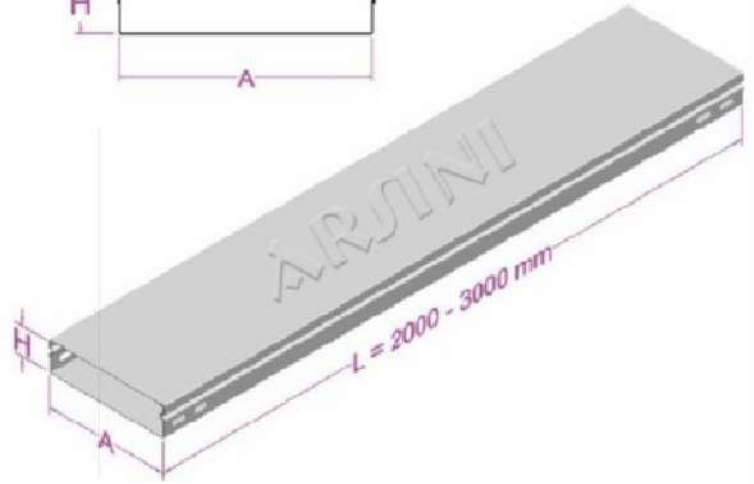
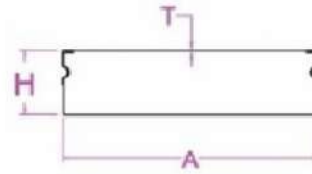
2 = FLOOR & DOUBLE HOLE



3 = FULL HOLE (FULL PUNCH)

DOUBLE HOLE (T-1)

ORDER CODE	A mm	H mm	T mm
T-1-10HT-?	100	50 - 60 - 100	1.0 - 1.25 - 1.5
T-1-15HT-?	150	50 - 60 - 100	1.0 - 1.25 - 1.5
T-1-20HT-?	200	50 - 60 - 100	1.0 - 1.25 - 1.5
T-1-25HT-?	250	50 - 60 - 100	1.0 - 1.25 - 1.5
T-1-30HT-?	300	50 - 60 - 100	1.0 - 1.25 - 1.5
T-1-40HT-?	400	50 - 60 - 100	1.25 - 1.5
T-1-50HT-?	500	50 - 60 - 100	1.25 - 1.5
T-1-60HT-?	600	50 - 60 - 100	1.25 - 1.5

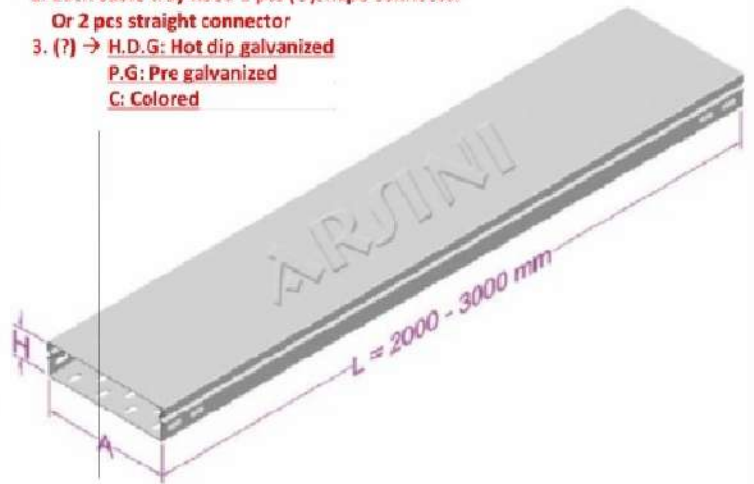


NOTES:

1. Cable tray length 2000-3000mm
2. Each cable tray need 1 pcs (U)shape connector
Or 2 pcs straight connector
3. (?) → H.D.G: Hot dip galvanized
P.G: Pre galvanized
C: Colored

FLOOR & DOUBLE HOLE (T-2)

ORDER CODE	A mm	H mm	T mm
T-2-10HT-?	100	50 - 60 - 100	1.0 - 1.25 - 1.5
T-2-15HT-?	150	50 - 60 - 100	1.0 - 1.25 - 1.5
T-2-20HT-?	200	50 - 60 - 100	1.0 - 1.25 - 1.5
T-2-25HT-?	250	50 - 60 - 100	1.0 - 1.25 - 1.5
T-2-30HT-?	300	50 - 60 - 100	1.0 - 1.25 - 1.5
T-2-40HT-?	400	50 - 60 - 100	1.25 - 1.5
T-2-50HT-?	500	50 - 60 - 100	1.25 - 1.5
T-2-60HT-?	600	50 - 60 - 100	1.25 - 1.5

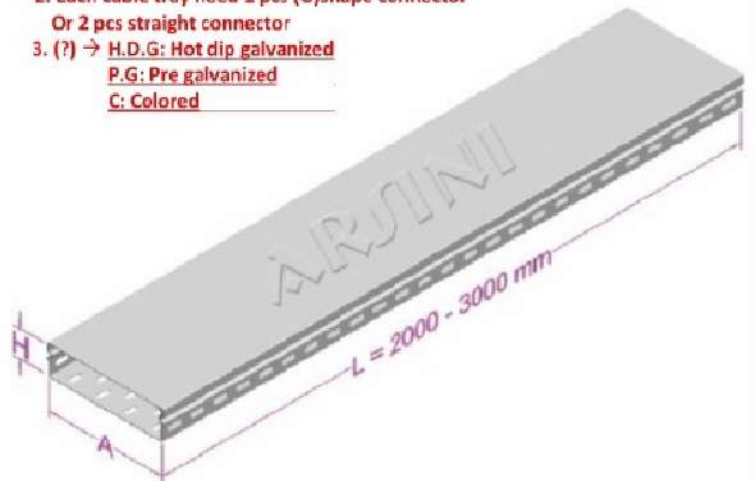


NOTES:

1. Cable tray length 2000-3000mm
2. Each cable tray need 1 pcs (U)shape connector
Or 2 pcs straight connector
3. (?) → H.D.G: Hot dip galvanized
P.G: Pre galvanized
C: Colored

FULL HOLE (FULL PUNCH) (T-3)

ORDER CODE	A mm	H mm	T mm
T-3-10HT-?	100	50 - 60 - 100	1.0 - 1.25 - 1.5
T-3-15HT-?	150	50 - 60 - 100	1.0 - 1.25 - 1.5
T-3-20HT-?	200	50 - 60 - 100	1.0 - 1.25 - 1.5
T-3-25HT-?	250	50 - 60 - 100	1.0 - 1.25 - 1.5
T-3-30HT-?	300	50 - 60 - 100	1.0 - 1.25 - 1.5
T-3-40HT-?	400	50 - 60 - 100	1.25 - 1.5
T-3-50HT-?	500	50 - 60 - 100	1.25 - 1.5
T-3-60HT-?	600	50 - 60 - 100	1.25 - 1.5

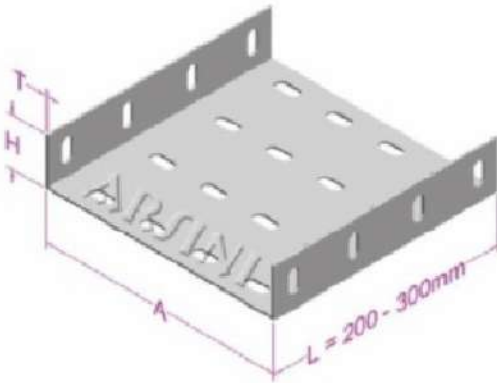
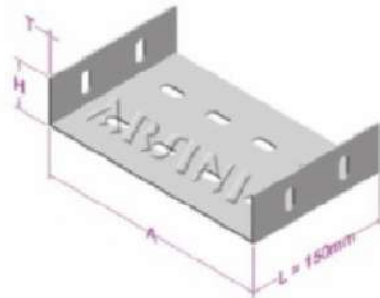


C TYPE COVERED CABLE TRAY ACCESSORIES


1- (U)Shape connectors

NOTES:

- 1. (U)shape connector length 150-300mm
- 2. (?) → H.D.G: Hot dip galvanized
P.G: Pre galvanized
C: Colored



ORDER CODE	A mm	H mm	T mm	L mm
T1-10HTL-?	100	25 - 35 - 75	1 - 1.25 - 1.5	150-300
T1-15HTL-?	150	25 - 35 - 75	1 - 1.25 - 1.5	150-300
T1-20HTL-?	200	25 - 35 - 75	1 - 1.25 - 1.5	150-300
T1-25HTL-?	250	25 - 35 - 75	1 - 1.25 - 1.5	150-300
T1-30HTL-?	300	25 - 35 - 75	1 - 1.25 - 1.5	150-300
T1-40HTL-?	400	25 - 35 - 75	1.25 - 1.5	150-300
T1-50HTL-?	500	25 - 35 - 75	1.25 - 1.5	150-300
T1-60HTL-?	600	25 - 35 - 75	1.25 - 1.5	150-300

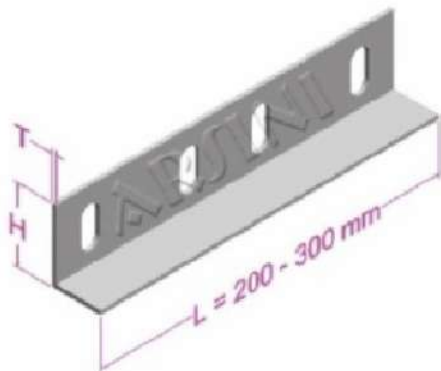


Connection Example

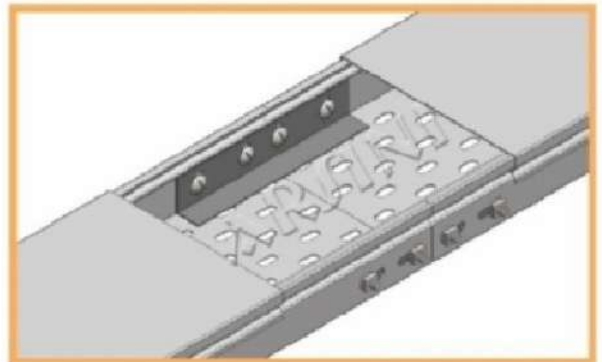
2- Straight connectors

NOTES:

- 1. (?) → H.D.G: Hot dip galvanized
P.G: Pre galvanized
C: Colored



ORDER CODE	L mm	H mm	T mm
T2-HTL-?	200 - 300	25 - 35 - 75	1 - 1.25 - 1.5



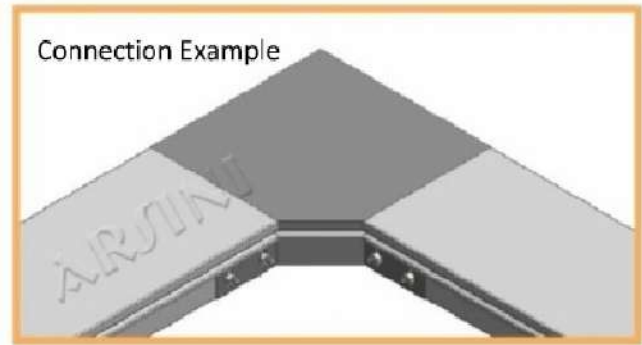
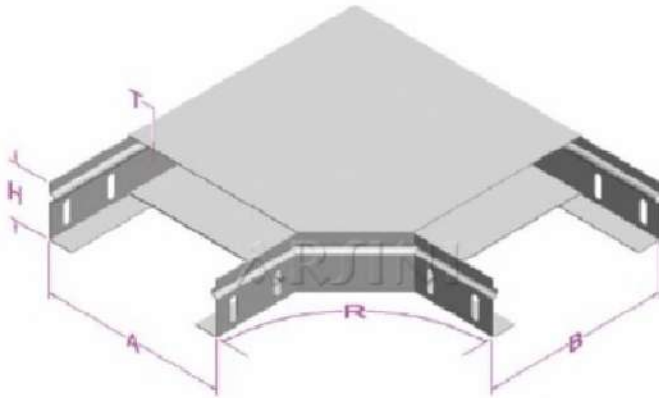
Connection Example

3- Horizontal bend 90 degree (R150)

NOTES:

1. In our standard productions (B) dimensions with (A) Dimensions are equal, In your requests (B) dimensions Can be changed and the production can be made According to your request.
2. (?) → H.D.G: Hot dip galvanized
P.G: Pre galvanized
C: Colored

ORDER CODE	A mm	H mm	T mm
T3-10HT-?(R)	100	50 - 60 - 100	1 - 1.25 - 1.5
T3-15HT-?(R)	150	50 - 60 - 100	1 - 1.25 - 1.5
T3-20HT-?(R)	200	50 - 60 - 100	1 - 1.25 - 1.5
T3-25HT-?(R)	250	50 - 60 - 100	1 - 1.25 - 1.5
T3-30HT-?(R)	300	50 - 60 - 100	1 - 1.25 - 1.5
T3-40HT-?(R)	400	50 - 60 - 100	1.25 - 1.5
T3-50HT-?(R)	500	50 - 60 - 100	1.25 - 1.5
T3-60HT-?(R)	600	50 - 60 - 100	1.25 - 1.5

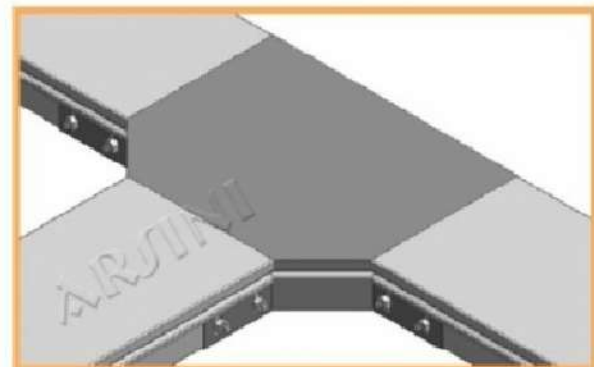
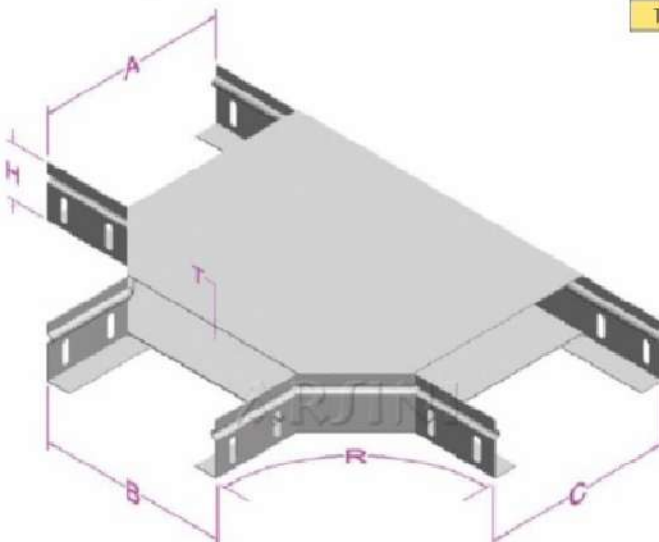


4- Horizontal tee (R150)

NOTES:

1. In our standard productions (A,B and C) dimensions Equal In your requests (B and C) dimensions can be Changed and the production can be made accorsing To your request.
2. (?) → H.D.G: Hot dip galvanized
P.G: Pre galvanized
C: Colored

ORDER CODE	A mm	H mm	T mm
T4-10HT-?(R)	100	50 - 60 - 100	1 - 1.25 - 1.5
T4-15HT-?(R)	150	50 - 60 - 100	1 - 1.25 - 1.5
T4-20HT-?(R)	200	50 - 60 - 100	1 - 1.25 - 1.5
T4-25HT-?(R)	250	50 - 60 - 100	1 - 1.25 - 1.5
T4-30HT-?(R)	300	50 - 60 - 100	1 - 1.25 - 1.5
T4-40HT-?(R)	400	50 - 60 - 100	1.25 - 1.5
T4-50HT-?(R)	500	50 - 60 - 100	1.25 - 1.5
T4-60HT-?(R)	600	50 - 60 - 100	1.25 - 1.5



Connection Example

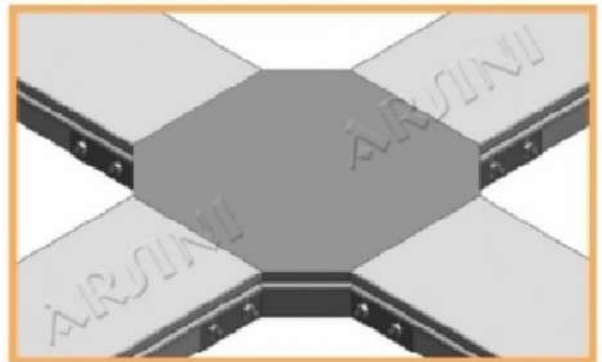
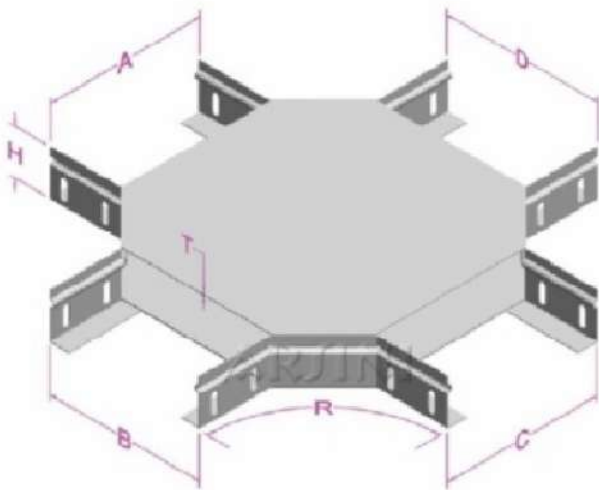
C TYPE COVERED CABLE TRAY ACCESSORIES

5- Horizontal crossing (R150)

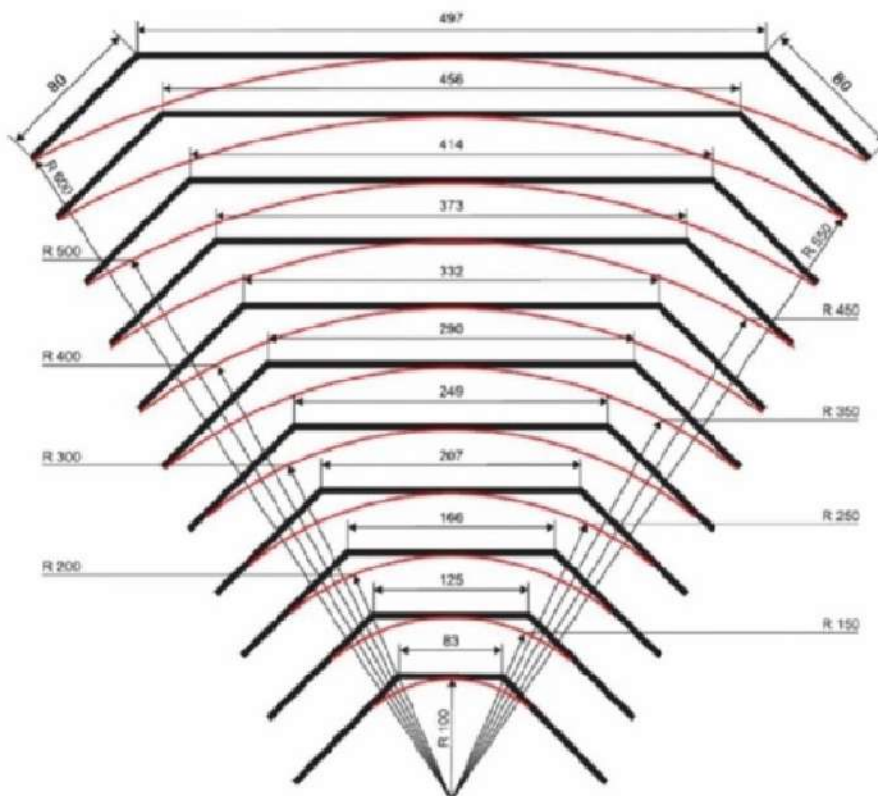
NOTES:

1. In our standard productions (A,B,C and D) dimensions Equal in your requests (B,C and D) dimensions can be Changed and the production can be made accorsing To your request.
2. (?) → H.D.G: Hot dip galvanized
P.G: Pre galvanized
C: Colored

ORDER CODE	A mm	H mm	T mm
T5-10HTL-?	100	50 - 60 - 100	1 - 1.25 - 1.5
T5-15HTL-?	150	50 - 60 - 100	1 - 1.25 - 1.5
T5-20HTL-?	200	50 - 60 - 100	1 - 1.25 - 1.5
T5-25HTL-?	250	50 - 60 - 100	1 - 1.25 - 1.5
T5-30HTL-?	300	50 - 60 - 100	1 - 1.25 - 1.5
T5-40HTL-?	400	50 - 60 - 100	1.25 - 1.5
T5-50HTL-?	500	50 - 60 - 100	1.25 - 1.5
T5-60HTL-?	600	50 - 60 - 100	1.25 - 1.5



Connection Example


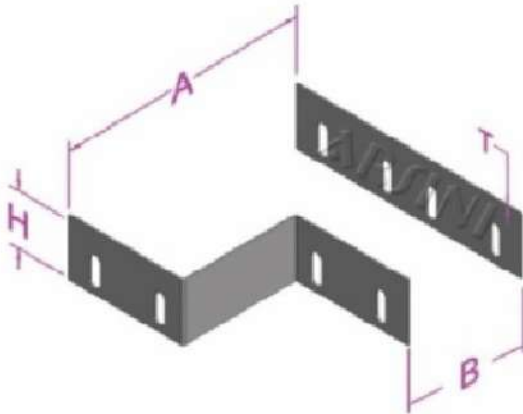


6- Reducer (Left)

NOTES:

1. The other sizes reductions can be produced as per Clint's requests.
2. (?) → H.D.G: Hot dip galvanized
P.G: Pre galvanized
C: Colored

ORDER CODE	A mm	H mm	T mm
T6-10HT-?	100	50 - 60 - 100	1 - 1.25 - 1.5
T6-15HT-?	150	50 - 60 - 100	1 - 1.25 - 1.5
T6-20HT-?	200	50 - 60 - 100	1 - 1.25 - 1.5
T6-25HT-?	250	50 - 60 - 100	1 - 1.25 - 1.5
T6-30HT-?	300	50 - 60 - 100	1 - 1.25 - 1.5
T6-40HT-?	400	50 - 60 - 100	1.25 - 1.5
T6-50HT-?	500	50 - 60 - 100	1.25 - 1.5
T6-60HT-?	600	50 - 60 - 100	1.25 - 1.5



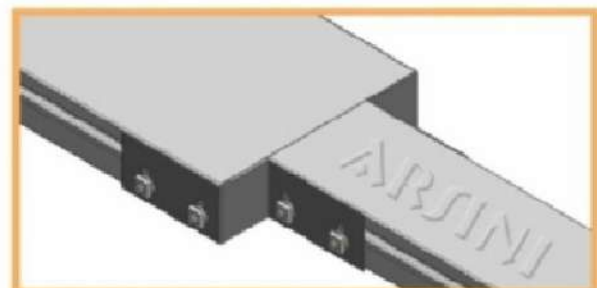
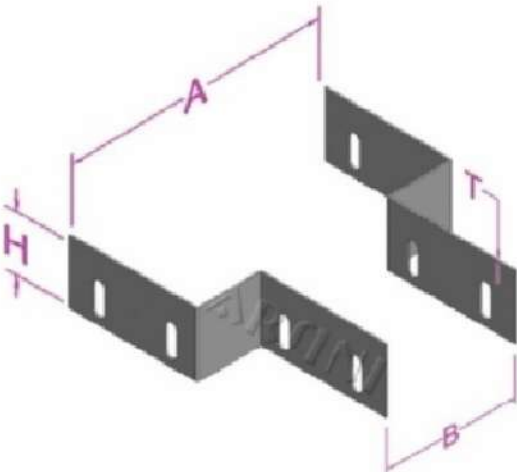
Connection Example

7- Reducer (Middle)

NOTES:

1. The other sizes reductions can be produced as per Clint's requests.
2. (?) → H.D.G: Hot dip galvanized
P.G: Pre galvanized
C: Colored

ORDER CODE	A mm	H mm	T mm
T7-10HT-?	100	50 - 60 - 100	1 - 1.25 - 1.5
T7-15HT-?	150	50 - 60 - 100	1 - 1.25 - 1.5
T7-20HT-?	200	50 - 60 - 100	1 - 1.25 - 1.5
T7-25HT-?	250	50 - 60 - 100	1 - 1.25 - 1.5
T7-30HT-?	300	50 - 60 - 100	1 - 1.25 - 1.5
T7-40HT-?	400	50 - 60 - 100	1.25 - 1.5
T7-50HT-?	500	50 - 60 - 100	1.25 - 1.5
T7-60HT-?	600	50 - 60 - 100	1.25 - 1.5



Connection Example

C TYPE COVERED CABLE TRAY ACCESSORIES

8- Reducer (Right)

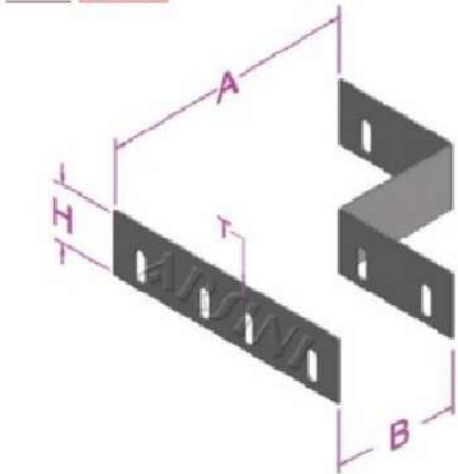
NOTES:

1. The other sizes reductions can be produced as per Client's requests.


2. (?) → H.D.G: Hot dip galvanized

P.G: Pre galvanized

C: Colored



ORDER CODE	A mm	H mm	T mm
T8-10HT-?	100	50 - 60 - 100	1 - 1.25 - 1.5
T8-15HT-?	150	50 - 60 - 100	1 - 1.25 - 1.5
T8-20HT-?	200	50 - 60 - 100	1 - 1.25 - 1.5
T8-25HT-?	250	50 - 60 - 100	1 - 1.25 - 1.5
T8-30HT-?	300	50 - 60 - 100	1 - 1.25 - 1.5
T8-40HT-?	400	50 - 60 - 100	1.25 - 1.5
T8-50HT-?	500	50 - 60 - 100	1.25 - 1.5
T8-60HT-?	600	50 - 60 - 100	1.25 - 1.5



Connection Example

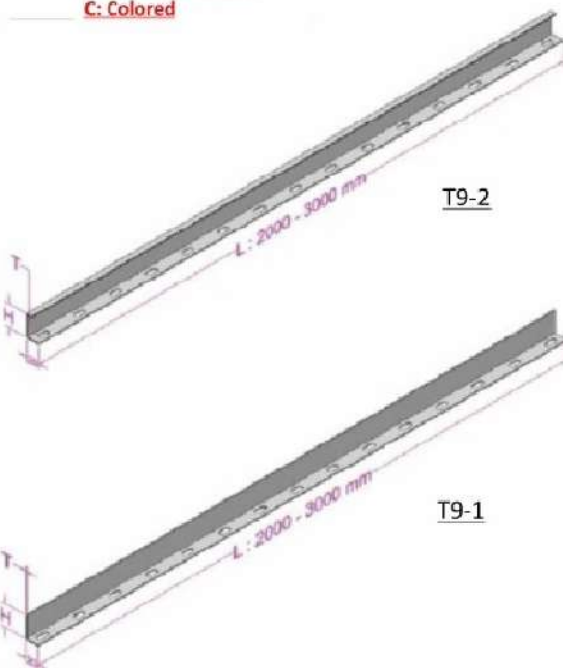
9- Separator (Divider)

NOTES:

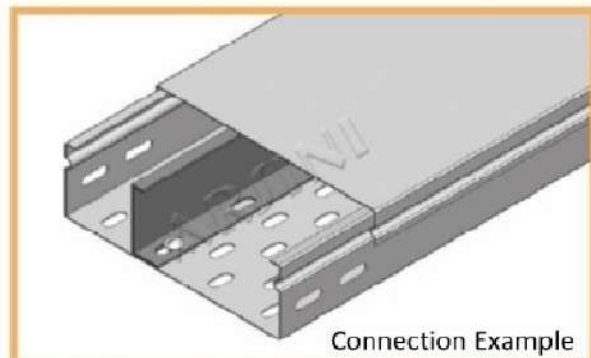
1. (?) → H.D.G: Hot dip galvanized

P.G: Pre galvanized

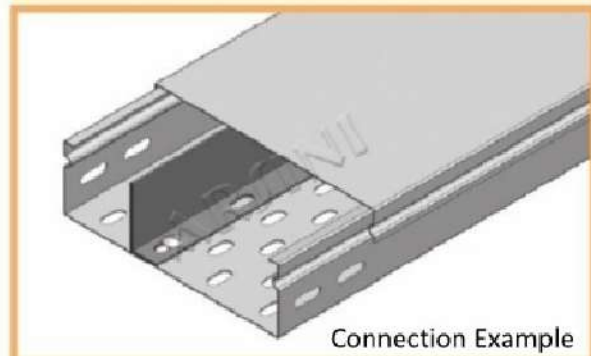
C: Colored



ORDER CODE	L mm	H mm	T mm
T9-2HT-?	2000 - 3000	46 - 56 - 96	1 - 1.25 - 1.5
T9-1HT-?	2000 - 3000	46 - 56 - 96	1 - 1.25 - 1.5



Connection Example

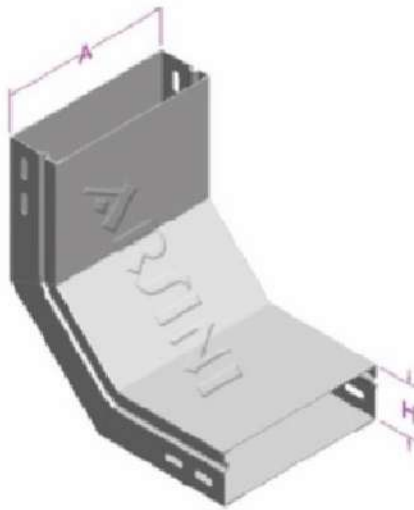


Connection Example

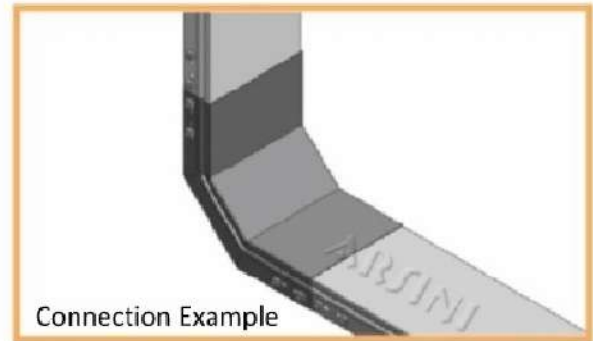
10- Inside vertical bend 90 degree

NOTES:

1. Each inside vertical bend need 2 pcs (U) shape connector Or 4 pcs straight connector.
2. (?) → H.D.G: Hot dip galvanized
P.G: Pre galvanized
C: Colored



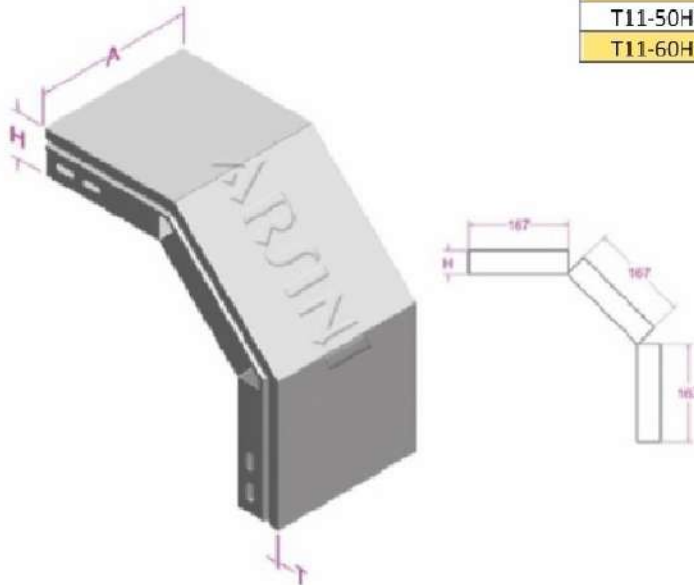
ORDER CODE	A mm	H mm	T mm
T10-10HT-?	100	50 - 60 - 100	1 - 1.25 - 1.5
T10-15HT-?	150	50 - 60 - 100	1 - 1.25 - 1.5
T10-20HT-?	200	50 - 60 - 100	1 - 1.25 - 1.5
T10-25HT-?	250	50 - 60 - 100	1 - 1.25 - 1.5
T10-30HT-?	300	50 - 60 - 100	1 - 1.25 - 1.5
T10-40HT-?	400	50 - 60 - 100	1.25 - 1.5
T10-50HT-?	500	50 - 60 - 100	1.25 - 1.5
T10-60HT-?	600	50 - 60 - 100	1.25 - 1.5



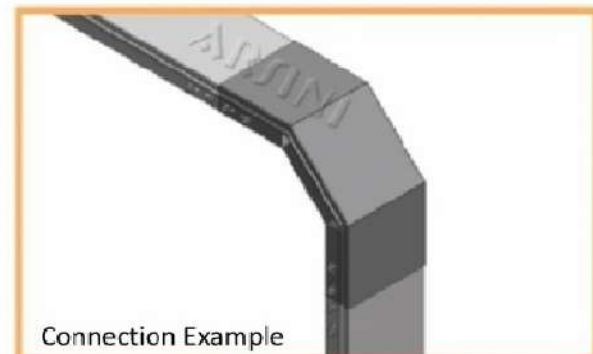
11- Outside vertical bend 90 degree

NOTES:

1. Each outside vertical bend need 2 pcs (U) shape connector OR 4 pcs straight connector.
2. (?) → H.D.G: Hot dip galvanized
P.G: Pre galvanized
C: Colored



ORDER CODE	A mm	H mm	T mm
T11-10HT-?	100	50 - 60 - 100	1 - 1.25 - 1.5
T11-15HT-?	150	50 - 60 - 100	1 - 1.25 - 1.5
T11-20HT-?	200	50 - 60 - 100	1 - 1.25 - 1.5
T11-25HT-?	250	50 - 60 - 100	1 - 1.25 - 1.5
T11-30HT-?	300	50 - 60 - 100	1 - 1.25 - 1.5
T11-40HT-?	400	50 - 60 - 100	1.25 - 1.5
T11-50HT-?	500	50 - 60 - 100	1.25 - 1.5
T11-60HT-?	600	50 - 60 - 100	1.25 - 1.5



ARSINI®

کل جریان با ما



www.barghzoom.com

